






2015/2016 Club Plant List

as of 5/15/16






Cultivars Returning in

2018

	Description	Qty	Grower	Value		Notes
CONSPIRACY THEORY (Davisson-J 16) (SOLD OUT)	47 x 9, SEv, Tet, M, Re, fr, UF Crispate, 6 br, 30 bc. Vibrant yellow.	3F	Charla Long	\$125		
PLAYING WITH CRAYONS (Davisson-J 16)	34 x 8.5, SEv, Tet, M, UF Crispate, 5 br, 23 bc. Deep rose red framed by fine white edge and has a wide rose pink watermark with a bright cream to chartreuse throat.	2F	Carol Spurrier	\$100 SF		
PLUMCAKE PATTY (Davisson-J 16)	38 x 7, Dor, Tet, EM, re, 4-5 br, 20 bc. patterned blue lilac bi-tone w/ lavender sepals, light lilac watermark, wide cream to green throat and dark lavender pencil halo	3F	Don Osbourne	\$100 SF		
DOUBLE YELLOW CREAM PUFF (Gossard-D 16)	37 x 6.5, Dor, Tet, MLa, emo, fr, 3-4 br, 18-22 bc. Double 98%. Pale creamy white above small green throat.	2F	Carolyn and Ronnie Green	\$100 SF		
CRYSTAL SPIRIT (Gossard-J 16)	28 x 5, Sev, Dip, EM, Re, emo, fr, 3-4 br, 18-22 bc. Near white with a multi-colored patterned eye zone of blues, violet, purple and maroon with a very green throat.	1F	Juliet Blackford	\$100 SF		

2015/2016 Club Plant List
as of 5/15/16

Cultivars Returning in
2018






	Description	Qty	Grower	Value		Notes
<p>MAN-EATING BAT (Gossard-J 16)</p>	<p>37 x 8.5, Sev, Tet, M, Re, fr, 3 br, 18-20 bc. Mauve lavender and a bold purple eye and ruffled toothy white edge above a green throat.</p>	<p>2 F</p>	<p>Joe Mainolfi</p>	<p>\$200 SF</p>		
<p>VAMPIRE LADY (Gossard-J 16)</p>	<p>36 x 8.5, Dor, Tet, MLa, emo, 3-4 br, 18-24 bc, UF Crispate. Creamy white to creamy yellow with darker yellow fangs and yellow green throat.</p>	<p>1F</p>	<p>Faith Bange</p>	<p>\$200 SF</p>		
<p>GAUDY GRASSHOPPER (Herrington-H 15)</p>	<p>34" x 4 3/8", SEv, M, Re, 4-5 br, up to 50 bc. Pale pink blend with a huge chartreuse green throat bordered on the petals by a wine purple chevron eye.</p>	<p>2F</p>	<p>Jerry Bange</p>	<p>\$100</p>		
<p>GREEN RIBBONS (Herrington-H 15)</p>	<p>28 x 7, Ev, EM, Re, 4 br, 24 bc. Petals and sepals have intense green ribbons and are edged by chartreuse and cream. The first blooms are usually polymerous with 4 petals and 4 sepals, and the Reb mostly has blooms that have 3 petals and 3 sepals, giving it an average of 60-70% polymerous</p>	<p>2F</p>	<p>Wayne Fallin</p>	<p>\$100</p>		
<p>PORTRAIT IN GREEN (Herrington-T 14)</p>	<p>26 x 4.25, Dor, EM, Re, 6 br, 24 bc. Green with a purple edge. Won an AHS Achievement Medal in 2014.</p>	<p>2F</p>	<p>Beth Ann Dye</p>	<p>\$125</p>		

2015/2016 Club Plant List

as of 5/15/16






Cultivars Returning in

2018

	Description	Qty	Grower	Value		Notes
TOOL MAN TIM (Herrington-H 14)	25 x 2.87, Ev, E, Re, 5 br, 35 bc. Light lavender with darker veining and lavender magenta eye encircled by a purple pencil eye with bright green throat.	2F	Faith Bange	\$125		
WESTBOURNE BANANA SPLIT (Meadows-M.J. 16)	40 x 6.5, SEv, Tet, MLa, Re, 7-9 br, 32 bc. Peach yellow blend with yellow bubbly edge and green throat. Has black seed pods.	3F + 1_stub	Katie Burney	\$100		
WESTBOURNE BRIGHT EYED + BUSHY TAIL (Meadows-M.J. 16) (SOLD OUT)	36 x 7, SEv, Tet, MLa, 6-8 br, 28-30 bc. Light rosy-orange with yellow eye that's outlined in red-orange, small green throat.	2F	Pat Ball	\$120		
WESTBOURNE KNOCK OUT PUNCH (Meadows-M.J. 16)	32 x 5.5, Sev, Tet, M, Re, 4 br, 20 bc. Clear purple self with white/chartreuse beaded edge and green throat.	2F	Cyril Weller	\$100		
WESTBOURNE RACEWAY (Meadows-M.J. 16)	28 x 6, SEv, Dip, MLa, Re, 5 br, 22 bc. Mulberry-red with white stripes up the center of petals and green throat.	2F + 2F + 1 tiny	Beth Ann Dye and Sherley Channing	\$125		






2015/2016 Club Plant List
as of 5/15/16

**Cultivars Returning in
2018**





	Description	Qty	Grower	Value		Notes
SW BIG PINK LOLLYPOP (Miller-M 16)	37 x 6.5 Dor, Tet, L, Re, 4 br, 20 bc. Hot lavender pink with darker veining and a bold gold edge. Green throat.	1F + baby	Pat Ball	\$175		
SW CHRISTMAS EVE (Miller-M 16)	50 x 8.5 Dor, Tet, MLa, Re, 5 br, 26 bc, SP. Red with bold green throat.	2F	Katie Burney	\$150		
SW CRAZY EYES (Miller-M 16)	37 x 5, Dor, Tet, E, Re, 4 br, 20 bc. Cream with bold black plum eye and edge. Has midribs and an eye of gray glitter outside the green throat.	1F	Katie Burney	\$150		
SW FLAMINGO PARADE (Miller-M 16)	50 x 9.5, Dor, Tet, MLa, Re, 5 br, 28 bc. SP. Hot pink with yellow to green throat.	1F	Sherley Channing	\$175		
SW SEA OF SERENTIVITY (Miller-M 16)	35 x 7, Dor, Tet, E, Re, 4 br, 24 bc SP. Cream white with green throat.	2F	Carolyn and Ronnie Green	\$100		

2015/2016 Club Plant List
as of 5/15/16

**Cultivars Returning in
2018**

	Description	Qty	Grower	Value		Notes
SW SUGAR BLUES (Miller-M 16)	32 x 3.75, Dor, Dip, Ee, Re, 4-5 br, 26 bc. Lavender pink with a blue patterned eye. Green throat.	1F	Georgia Fallin	\$150		
SW THE FRENCH QUARTER (Miller-M 16)	40 x 6.75, Dor, Tet, M, Re, 4 br, 24 bc. Wine red with a pink watermark and white edge. Green throat.	1F + baby	Cyril Weller	\$175		
SW THE WILD THING (Miller-M 16)	36 x 6.25, SEv., Tet, EM, Re, 5 br, 27 bc. Amber peach blend with a wild ruffled gold edge. Sculpted relief.	1F	Joe Mainolfi	\$150		
SW CABERNET (Miller-M 16)	34 x 6, Dor, Ee, Re, 4br, 20 bcc. Wine red with darker halo. Green throat.	2F		\$125		
SW JONATHAN SMITH (Miller-M 16)	42 x 7, Dor, E, Re, 4-5br, 28 bc. Glowing on fire orange with darker halo. Green throat.	2F	Emily Barry	\$125		

2015/2016 Club Plant List
as of 5/15/16
Cultivars Returning in
2018





	Description	Qty	Grower	Value		Notes
CONTRARY CANARY (Norris-R 6)	34 x 7.5, Dor, Dip, E, Re, 40 bc (23 Re) UF. Canary yellow blossoms with distinctively green cast.	3F	Don Osbourne	\$100		
INSIDE LOOKING OUT (Norris-R 16)	28 x 6.5, Dor, Dip, M, 15 bc. Clear purple on petals with large whitish throat.	2F	Kathleen Schloeder	\$100		
OUR NEW KERMITMENT (Norris-R 16)	25 x 6, Dor, Dip M. 4 br, 20-25 bc. Giant 5" green throat edge with bright red.	2F	Janice Kennedy	\$200		
ASHWOOD SMOKEY JOE (Norris-R 05)	30 x 5.25, Sev, M, Re, Purple with rose purple eye and black purple edge above bright green throat.	2F	George Allman	\$50		

2015/2016 Club Plant List

as of 5/15/16

Cultivars Returning in

2018

	Description	Qty	Grower	Value		Notes
GREEN TOKEN (Shooter-E 12)	40 x 8, SEv, Dip, M, Re, 5 br, 22 bc, UF Crispate. Ruffled yellow to green with bluish eye, darker veins on petals and sepals. Sepals edged with a darker mauve and paprika sprinkles, huge lemon-lime throat covers half of petals and sepals. Throat is diamond dusted.	2F	Faith Bange	\$150		
SAY A LITTLE PRAYER (Shooter-E 15)	34 x 3.25, SEv, Dip, M, Re, fr, noc, ext, 4 br, 26 bc. Small flower. Light cream self with a huge splash of mulberry and a tiny chartreuse heart.	2F + tiny	Jerry Bange	\$50		
FLAVORS OF FALL (Shooter-F 15)	46 x 6, Dor, Dip, M, Re, vfr, noc, ext, 4 br, 21 bc. Deep pea green heart, brilliant coral contrast with lighter distinctive ruffles.	3F + tiny	Beth Ann Dye	\$125		
TRAIN OF THOUGHT (Shooter 15)	38 x 9, Dor, Dip, M, Re, vr, noc, ext, 4 br, 28 bc. Bold dark red purple makes contrast with the wide green bright throat.	3F	Carolyn and Ronnie Green	\$150		
RASBERRY EXPLOSION (Shooter 15)	30 x 6, Dor, Dip, M, Re, 4 br, 18 bc. Green heart and huge raspberry eye flow onto the peachy cream base.	2F + 1F	Alan Summers	\$50	